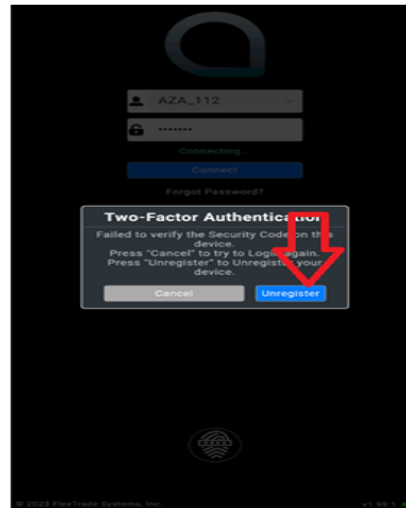

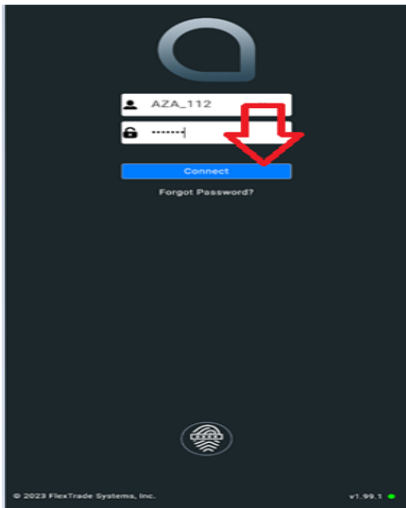




Self Device Un-Register- Step1



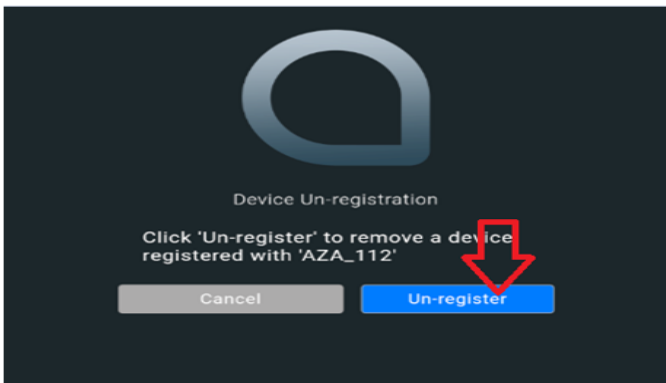
Tapping on the Connect you will get new prompt and tap Unregister.



Self Device Un-Register Step2



Tapping on Un-register then an email has been sent to the registered email with a link. This will be valid for 1 hour.



Self Device Un-Register Step3



Clicking on the "Un-register your device" from email. A new page open and type User ID and password.

Dear Md Ziaul Karim,
You recently asked us to un-register the mobile device used for Two-Factor authentication
To proceed with the un-registration of your device, please click the following link:
[Un-register your device](#)
The link will be valid for 1 hour.
Please enter the username and password in the displayed page to confirm un-registration of the device.
If you did not request to change the password, please contact your broker.

